

tableau  exchange

# Jumpstart your analytics journey

Accelerate your data analytics with the Tableau Exchange



# Expedite data-driven insights

## Data drives the **insights** that propel your business forward.

But how do you harness the power of that data? Companies that leverage the Tableau Exchange have a critical advantage: a jumpstart on the targeted data analysis they need to reach actionable insights, drive informed decision-making, and solve complex business problems.

The Tableau Exchange is your one-stop shop for trusted offerings that extend Tableau's analytics capabilities to address your unique use cases. Explore this centralized hub to search, sort, and filter the various offerings—built by Tableau and members of the Tableau partner network—to help you get the most out of your investment.

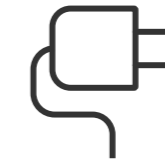
### The Tableau Exchange features:

---




#### **Dashboard Extensions**

Expand dashboard functionality with the help of web applications created by third-party developers



#### **Connectors**

Enable Tableau to access and connect to additional databases and applications



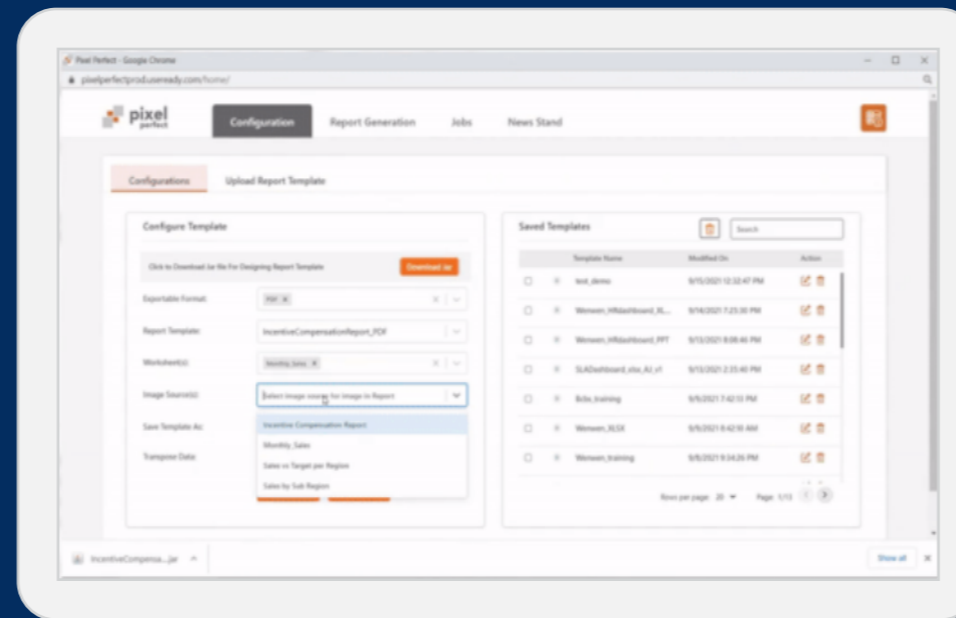
#### **Accelerators**

Rapidly build robust dashboards using your own data

# Dashboard Extensions

Dashboard Extensions let you add unique features to dashboards or integrate them directly with applications outside Tableau. Adding Extensions is easy: simply incorporate them into dashboard layouts as you would other dashboard objects.

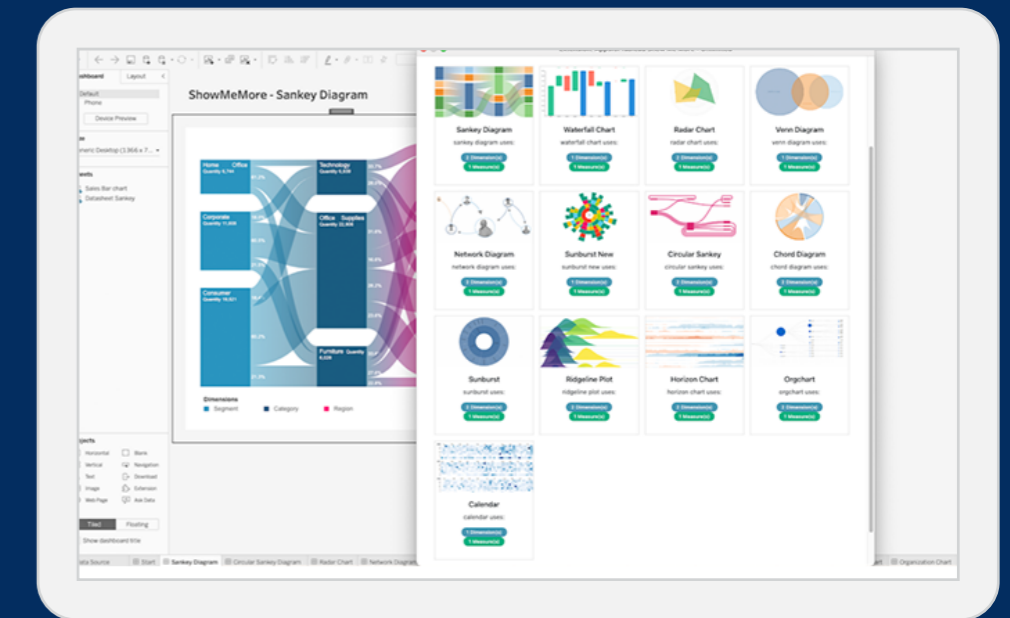
EXPLORE DASHBOARD EXTENSIONS



## Pixel Perfect

This Extension from USEReady is a highly customizable reporting solution that supports:

- Print-ready and well-formatted reports in Tableau
- Popular export formats like PDF, PPT, XLS, CSV, DOC, HTML, etc.
- Reports with page numbers, page breaks, and repeatable headers
- Flat reports with unlimited rows and columns
- Report distribution via email and Secure File Transfer Protocol (SFTP)



## ShowMeMore 2.0

This Extension by Infotopics fills in the blanks when you need to embed visualization types not present in the default Tableau “Show Me” set.

- With this Extension, you can:
- Get instant access to new visualizations in Tableau
- Get automatic suggestions for the best visualization type
- Interact with sheets, filters, parameters, and highlights
- Just drag and drop—no programming skills needed

# Accelerate time to value

**The solutions you use to drive business value should be easy to deploy, merge seamlessly into your existing workflows, and offer dashboarding options that address your specific business requirements.**

The Tableau Exchange lets you see the art of the possible and make it your own. You can realize the power of your investment in Tableau by quickly turning your data into insights that help you make better decisions and drive specific business results.

Because every offering on the Tableau Exchange is pre-packaged and ready to install, you can get to actionable insights faster by downloading and integrating these solutions right into your Tableau environment.

# Connectors

Connectors allow you to seamlessly connect Tableau to additional data sources and applications. Once installed, Connectors from the Tableau Exchange look, feel, and perform like native Tableau connectors. Just select the Connector you want and follow the installation instructions.

EXPLORE CONNECTORS



## Altinity Connector for Clickhouse

This Connector from Altinity is an Apache 2.0-licensed Tableau connector for ClickHouse tables. You'll need to install the ClickHouse ODBC driver as a prerequisite. Once installed, you can connect to ClickHouse servers and access tables using the full power of Tableau.



## Palantir Foundry

Meet the world's leading platform for data-driven operations and decision-making. Once data has been integrated, cleaned, and validated the Palantir Foundry JDBC driver provides a SQL interface to Foundry datasets to access data quickly and visualize it in Tableau dashboards.



# Trust and governance for peace of mind

**We know how important data security and integrity are** to you, and we understand your concerns about where your data is stored, how it's used, and where it's hosted. These considerations are top of mind for us—and that's why our Product team vets and approves all offerings on the Tableau Exchange to ensure they meet the highest trust and security standards.

We provide hosting options for Dashboard Extensions, so where your data lives is up to you. And we address security elements with, for example, customizable server and site settings that allow you to decide which Extensions can run.

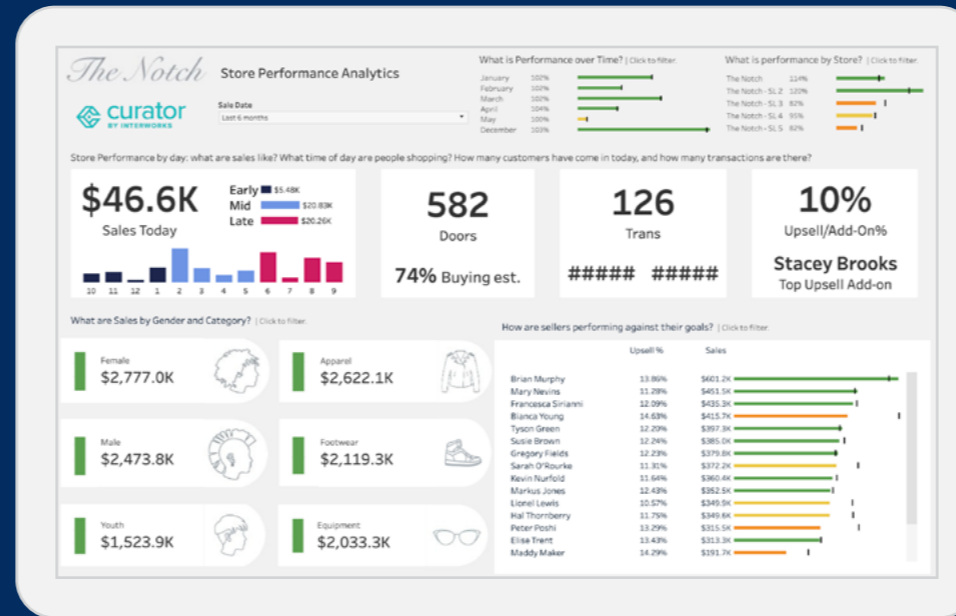
At the site level, admins can specify which Extensions are allowed to run, whether the Extension has full data access, and whether users are prompted before the Extension executes.

At the server level, admins can block specific Extensions from running on any site. Extensions can also be completely turned off at both the server and the site levels, giving admins full control.

# Accelerators

Accelerators are expert-built dashboards for a variety of use cases across departments, industries, and enterprise applications. They're ready to use, so you can combine them with your data and customize them to fit your needs. This means you can dive straight into problem-solving and create impactful visualizations that provide data-driven insights in minutes—even if you're not an analytics expert.

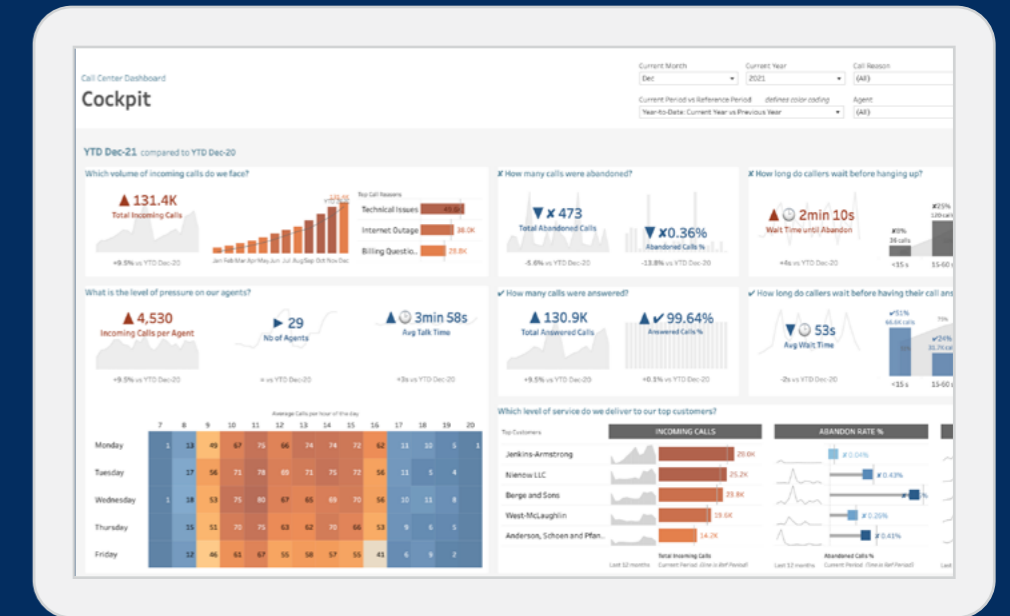
EXPLORE ACCELERATORS



## Retail Store Performance

The Retail Store Performance Accelerator, powered by Curator by InterWorks, aligns sales performance and key supply-chain metrics to keep executives informed and spur individual business elements to action. It helps answer these key business questions:

- What does performance over time look like relative to goals?
- How is the store performing against goals and expectations throughout the day or business period?
- How are sellers performing, and how can I provide actionable insights to my team?
- What are the largest contributors to sales and promotion goals?
- How can my location quickly respond to hyper-local social media feedback?



## Call Center

The Tableau Accelerator for Call Centers gives you a jumpstart to getting data-driven insights to improve call center performance. Service leaders and call center managers can get complete visibility into call center performance to better understand their agents' ability to field incoming calls and improve the overall level of service provided to customers.

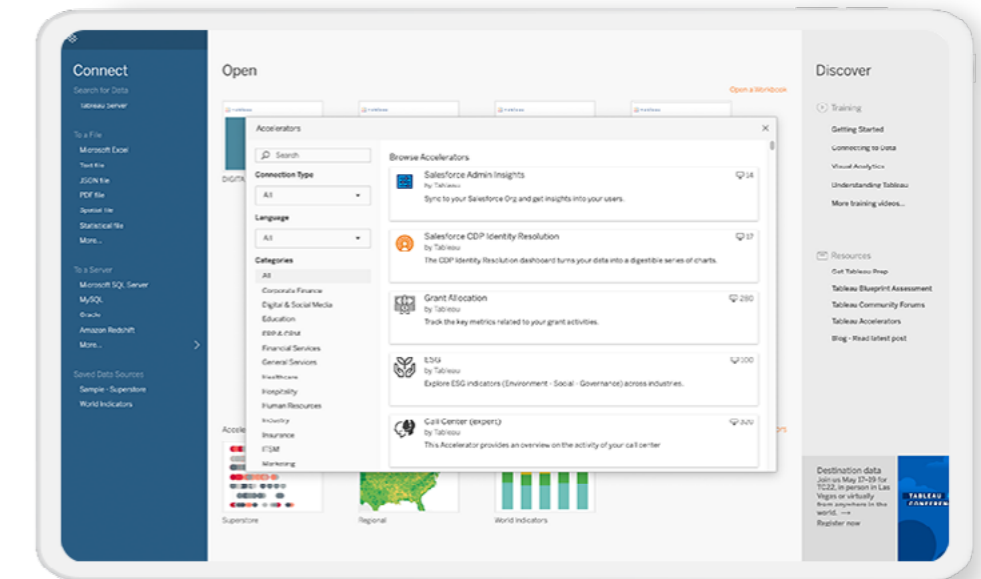
With this Accelerator, you can:

- Get a clear view of your call center performance
- Understand the impact of seasonality and keep more agents available during busy periods
- Identify your top-performing agents

# Access the deep expertise of the Tableau ecosystem

Tableau is widely known as a market leader for powerful analytics capabilities. Now factor in the breadth and depth of our 1,400-member-strong worldwide partner network, and you're plugged into a globe-spanning dream team with almost inexhaustible, constantly refreshed and updated resources. We've steadily grown and nurtured our global ecosystem of trusted partners to meet your unique business needs and deliver exceptional analytics experiences. You can tap into this deep expertise with the Tableau Exchange.

Tableau and members of our partner ecosystem develop the Accelerators, Extensions, and Connectors available on the Exchange; all work seamlessly within Tableau to analyze the data that matters to you. Our partners vastly expand the scope of use cases and the depth of expertise behind the offerings on the Exchange.



**“ Accelerators are built for purpose and span use cases across departments. They show us what best-in-class dashboards look like and help us quickly get started using them to get insights on our key business questions. ”**

**Brian Lancaster**  
VP of Sales Operation & Strategy, XSOLIS



# Jumpstart your analytics success with the Tableau Exchange

Getting to actionable insights is all about recognizing how you can quickly harness the power of your data. The Tableau Exchange is a one-stop shop of trusted resources that address your specific analytics use cases. This means faster time to insights, informed decisions, and resolution of the business challenges you face every day.

When you're facing relentless competition and an overload of data, every advantage counts. The Tableau Exchange gives you the edge you need to navigate with confidence through today's ever-changing business landscape.

tableau  exchange

EXPLORE THE EXCHANGE

